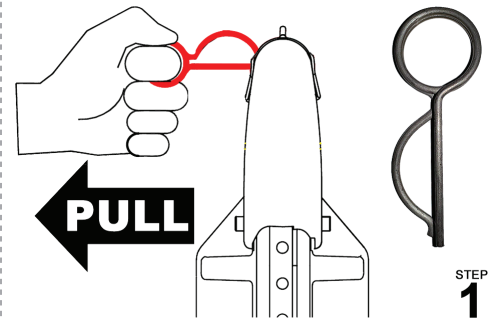


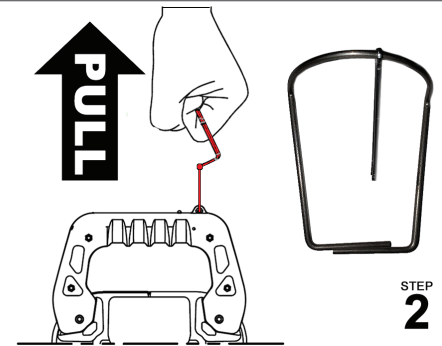
# WHAT TO DO IN THE EVENT OF A FIRE

When the decision to deploy the Portable Fire Suppression Tool (FST) has been made and you are in position, firmly grasp the “R” Pin and pull it straight out of the unit.

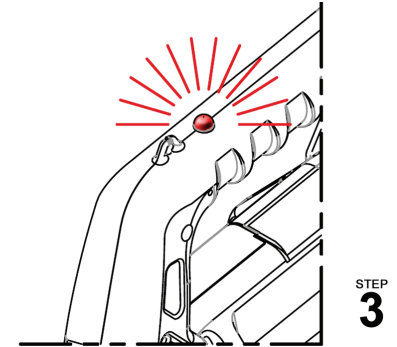


After removing the “R” Pin, firmly grasp the Igniter Pin and pull it straight up and out of the unit.

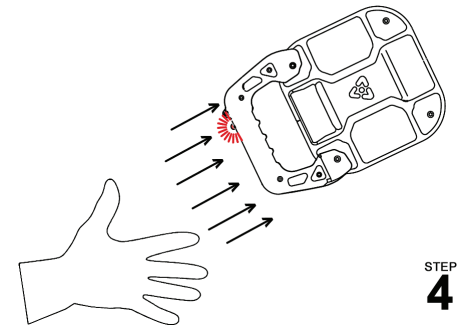
Once the Igniter Pin has been removed activation CANNOT be stopped.



Once the Igniter Pin has been removed the 8 second countdown until deployment process will begin, and the LED on the handle will begin to blink.



Immediately throw the unit into the structure near the seat of the fire.



After deploying the GreenPort Portable Fire Suppression Tool (FST) make sure all efforts are maintained to ensure a closed fire room to contain the aerosol.  
Do Not Ventilate at this point. Allow the FST time to do its job.



**FIRE** Suppression Solutions LLC

Exclusive GreenEx U.S. Distributor  
262-777-8700 • [www.firess.us](http://www.firess.us)